

TOADally FROGtastic Activity Instructions


You will need 2 pieces of yarn or string

1—2 kids can play at a time.

You will also need one adult (or participant who can read) to act as the moderator.

1. Cut out the frog and toad silhouettes on page 4 and 5. Punch holes where indicated and tie your pieces of string so that silhouettes can hang loosely around the neck. *You can also cut the lily pads out if you would like.*
2. Lay the lily pads on the ground in the order shown on the key.
3. If there are 2 players, have one player hang the frog around their neck—they will be the frog. The other player will hang the toad around their neck and be the toad. If you only have 1 player, they can choose to be either the frog or the toad.
4. Start off by reading the first question (example: “What does your skin look like?” The player will then have to hop to the correct lily pad for either the frog or toad. If they hop to the wrong lily pad, they must hop back to their previous space and then hop to the correct pad.
5. You will keep asking the questions until the players are able to hop to the final destination. They have completed the game when they reach the lily pad that matches their silhouette and says “You made it!”. This activity can have both players finishing at the same time, and does not need a winner. Congratulations! You now know how to tell frogs and toads apart!

Activity Layout Map and Answer Key



↑
Start

*You can arrange the lily pads in a different way as long as you ask the questions in an order that corresponds to the order you have laid them.

↑
Finish

TOADally FROGtastic Questions!


1. What does my skin look like? Is it smooth or bumpy?


2. Do I have teeth?


3. What do my eggs look like? Are they a clump or a chain?

4. Are my legs long or short?

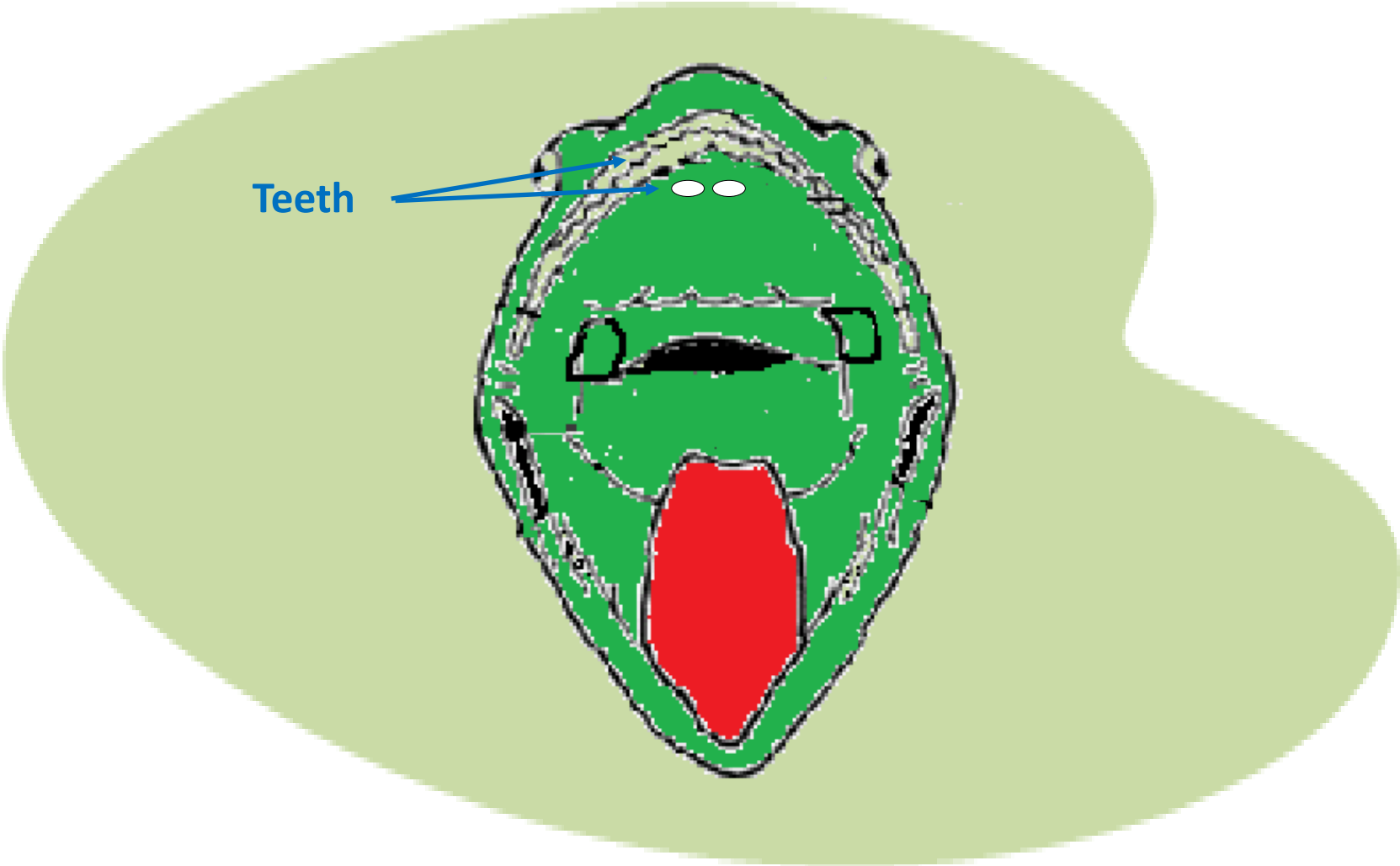
5. Hurry! Hurry! Hop to your match!






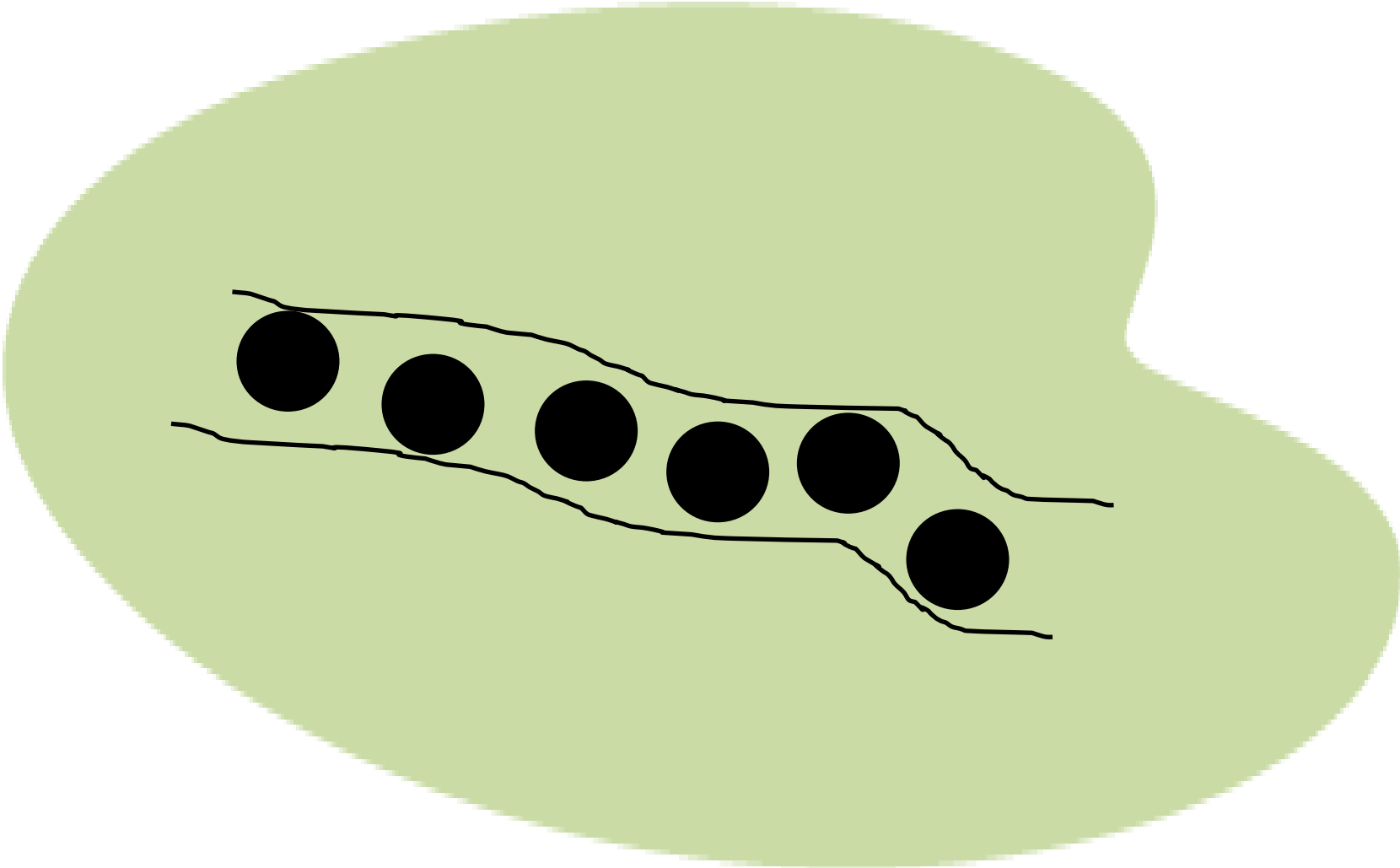














Long Legs



Short Legs



*You
Did It!*



*You
Did It!*